

**Sharing Christ with ESL Students Presented by Barbara Kinney Black**

Slide 1



---

---

---

---

---

---

---

---

---

---

Slide 2



---

---

---

---

---

---

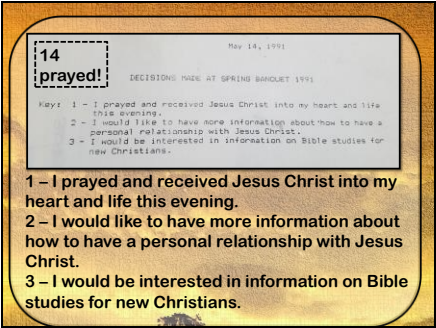
---

---

---

---

Slide 3



---

---

---

---

---

---

---

---

---

---



Slide 7

**Can I Trust the Bible?**

1. Introduction
2. Present Content
3. Vocabulary
4. Investigation
5. Interaction
6. Prayer
7. Praise

Outline  
for each  
Bible  
Study

---

---

---

---

---

---

---

---

---

---

Slide 8



---

---

---

---

---

---


---

---

---

---

Slide 9

\* "Lord, for any student who does not know you, please bring additional persons into their lives who will share with them. Draw them to yourself."  
\* "Lord, for any student who does know you, please draw them closer to you and give them a hunger to know you more and more."  
\* "Lord, for any student who has needs in their lives, do something to cause them to recognize your hand working in their lives." 

---

---

---

---

---

---

---

---


---

---

Slide 10

**Prepare Your  
Two-Minute Testimony**

1. What I was like before receiving Christ.
2. How I came to know I needed Christ.
3. How Christ came into my life.
4. How Christ changed my life.



---

---

---

---

---


---

---

---

Slide 11

**Be Ready to Share**  
1 Peter 3:5 - Always be prepared to give an answer to everyone who asks you to give the reason for the hope that you have.



---

---

---

---

---

---

---

---

Slide 12

**Ways to Share Christ  
with Students**



---

---

---

---

---

---

---

---

Slide 13



---

---

---

---

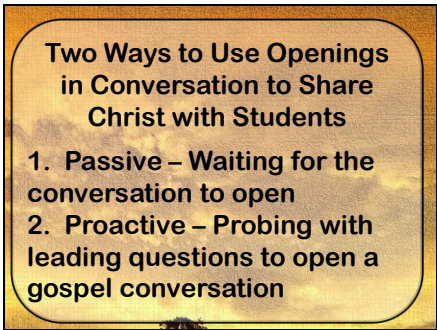
---

---

---

---

Slide 14



---

---

---

---

---

---

---

---

Slide 15



---

---

---

---

---

---

---

---



Slide 19

**The Gospel Beads Key Chain**



Each color represents one part of the gospel story

---

---

---

---

---

---

---

---

---

---

Slide 20

**Active Exposure**

1. Biblical Principles shared as part of the lesson plan.
2. Pray with and for your students.
3. Teach holidays with a Christian heritage.

---

---

---

---

---

---

---

---

---

---

Slide 21



Incorporate biblical principles into lesson plans. Use activities relative to lesson's content which practice language.

---

---

---

---

---

---

---

---

---

---

Slide 22



---

---

---

---

---

---

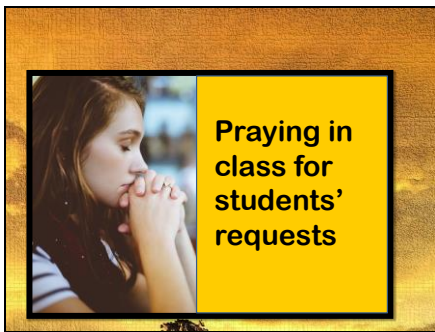
---

---

---

---

Slide 23



---

---

---

---

---

---

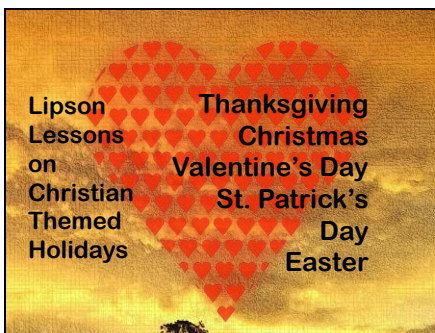
---

---

---

---

Slide 24



---

---

---

---

---

---

---

---

---

---





Slide 28

**Show The Jesus Film in Students' First Languages**  
Visit: [www.jesuskfilm.org](http://www.jesuskfilm.org)

We want everyone, everywhere to encounter Jesus.  
Sharing the story of Jesus.  
We believe film is the most dynamic way to hear and see the greatest story ever told - so we are driven to bring Christ-centered video to the ends of the earth.  
More than 490 million people have come to Jesus after watching these films!

---

---

---

---

---

---

---

---

---

---

Slide 29

**ENGLISH LESSONS**  
From the Bible: Book of Mark

written by Glenda Reece  
in collaboration with Mildred Blankenship

**Book 1**

Teach an ESL Sunday School class using the Bible as the textbook

---

---

---

---

---

---

---

---

---

---

Slide 30

Tried and True Everyday English from Genesis for High Beginner through Intermediate Levels

BARBARA KINNEY BLACK

Available from  
[www.TriedandTrueESLResources.com](http://www.TriedandTrueESLResources.com)

---

---

---

---

---

---

---

---

---

---

Slide 31



---

---

---

---

---

---

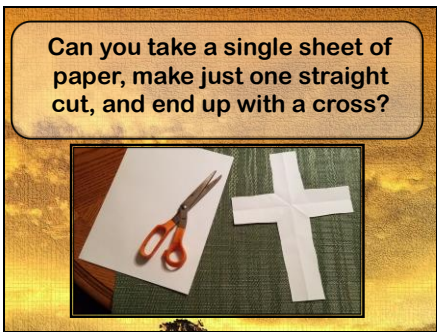
---

---

---

---

Slide 32



---

---

---

---

---

---

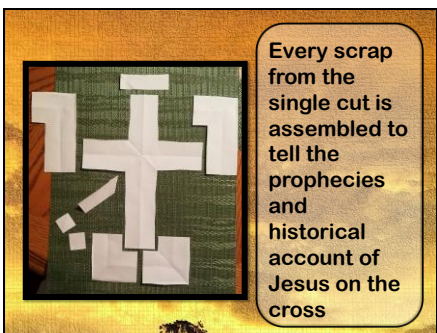
---

---

---

---

Slide 33



---

---

---

---

---

---

---

---

---

---

Slide 34



If you take the cross out of the picture ..... the remaining bits leave you with HELL

---

---

---

---


---

---

---

---

Slide 35



With the cross, HELL is conquered!

---

---

---

---

---

---

---

---

Slide 36

**Pastor Herb Never Retire**



And how can anyone preach unless they are sent? As it is written: "How beautiful are the feet of those who bring good news!" Paul in Romans 10:15 quoting Isaiah 52:7

---

---

---

---

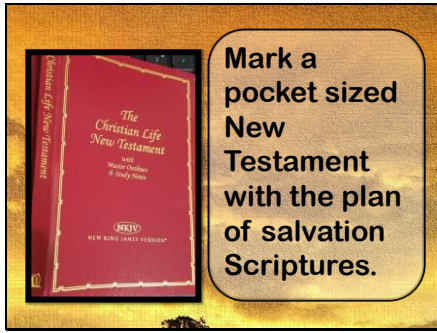
---

---

---

---

Slide 37



Mark a pocket sized New Testament with the plan of salvation Scriptures.

---

---

---

---

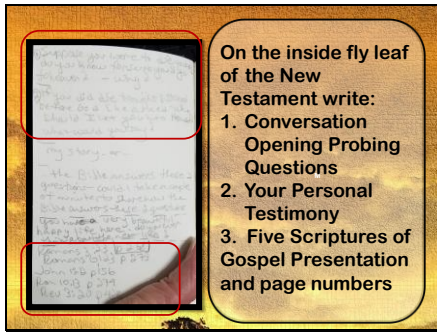
---

---

---

---

Slide 38



On the inside fly leaf of the New Testament write:

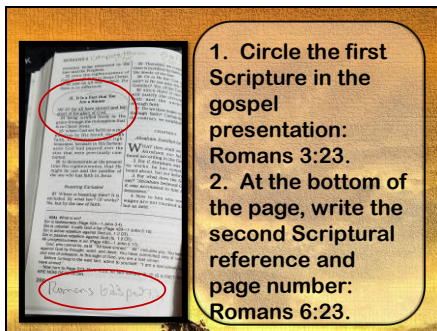
1. Conversation Opening Probing Questions
2. Your Personal Testimony
3. Five Scriptures of Gospel Presentation and page numbers

Opening Probing Question Examples:  
 You seem to have a wonderful life here. Have you ever thought about the next life?  
 If you were to unfortunately die today and stand before God and He were to ask you, 'Why should I let you in to my Heaven?', what would you say?

---

---

Slide 39



1. Circle the first Scripture in the gospel presentation: Romans 3:23.
2. At the bottom of the page, write the second Scriptural reference and page number: Romans 6:23.

---

---

---

---

---

---

---

---

Slide 40

**Continue circling Scriptures and writing the page number of the next Scripture at the bottom of each page.**

- 2. Romans 6:23
- 3. John 1:12
- 4. Romans 10:13
- 5. Revelation 3:20

---

---

---

---

---

---

---

---

---

---


Slide 41

**Sample Conclusion Statement:**

“Are you willing to accept God’s free offer of eternal life and forgiveness of your sins?”

**YES – lead in sinner’s prayer**

**NO – “Perhaps we’ll have another opportunity to speak on this topic.”**



---

---

---

---

---

---

---

---

---

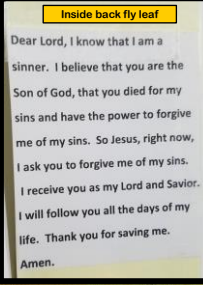
---

Slide 42

**Inside back fly leaf**

Dear Lord, I know that I am a sinner. I believe that you are the Son of God, that you died for my sins and have the power to forgive me of my sins. So Jesus, right now, I ask you to forgive me of my sins. I receive you as my Lord and Savior. I will follow you all the days of my life. Thank you for saving me. Amen.

**Lead person in a sinner’s prayer having them repeat after you like repeating wedding vows.**



---

---

---

---

---

---

---

---

---

---

Slide 43



**Have available tracts in students' first languages and English.**

---



---



---



---



---



---

Slide 44



[https://www.nambstore.com/s/hopping\\_product\\_list.asp](https://www.nambstore.com/s/hopping_product_list.asp)

---



---



---



---

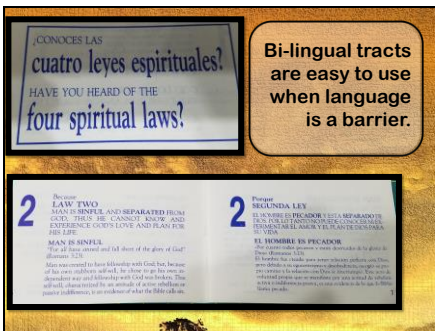


---



---

Slide 45



**Bi-lingual tracts are easy to use when language is a barrier.**

<http://www.4laws.com/laws/englishkqp/default.htm>

---



---



---



---

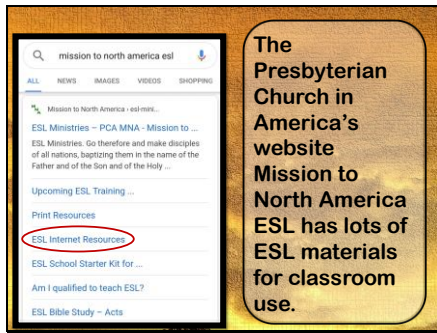


---



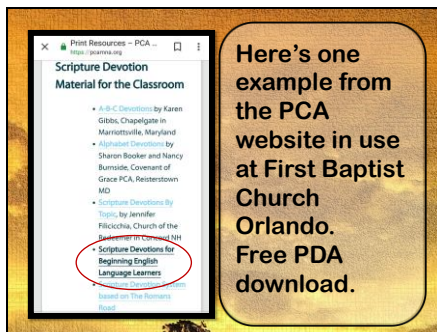
---

Slide 46



<https://pcamna.org/esl-ministries/>

Slide 47



[https://pcamna.org/wp-content/uploads/2013/05/ScriptureDevotionsForBeginningEnglishLanguageLearners.p](https://pcamna.org/wp-content/uploads/2013/05/ScriptureDevotionsForBeginningEnglishLanguageLearners.pdf)

[df](https://pcamna.org/wp-content/uploads/2013/05/ScriptureDevotionsForBeginningEnglishLanguageLearners.pdf) Example of first lesson

LIGHT VERSE #1 1 John 1:5 God is light. There is no darkness in Him at all. New International Reader's Version Objective God is light. Materials ☐ A candle or flashlight. ☐ Copies of the verse in the native languages of your students. Devotional ☐ Write the verse on the board and read it aloud. ☐ Point out and recite the word darkness. ☐ Turn off the lights in your classroom to communicate the meaning of darkness. ☐ Turn on the flashlight or light the candle to communicate the meaning of light ☐ Recite the word light. ☐ Gesture/mime to communicate that God is light—that He is the Light in our darkness. ☐ Have students recite the verse with you. ☐ Distribute copies of the verses in the students' languages. Pray.



Slide 48

- **Purpose** to Share Christ with Students
- **Pray** for Opportunities to Share Christ with Students
- **Prepare Resources** for Sharing Christ with Students
- **Plant Seeds** through Passive Learning
- **Proactively Probe** for Openings in Conversations
- **Praise God** when Students Come to Christ

---

---

---

---

---

---

---

---

---

---

Slide 49

Thanks for your attention today.  
Please stop by the Tried and True  
ESL Resources table for further  
information and to review  
available resources.  
TGBTG!  
Barbara Kinney Black  
[TriedandTrueESLResources.com](http://TriedandTrueESLResources.com)

---

---

---

---

---

---

---

---

---

---

Slide 50



---

---

---

---

---

---

---

---

---

---