

Drill Work Notes

Cindy Heimbach
September 5, 2019



Basic Beginner Drills

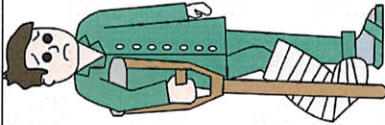

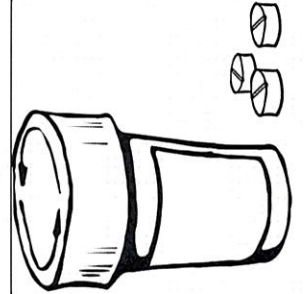


1. Total Physical Response (TPR)
2. Repetition (Word)
3. Dictation
4. Repetition (Sentence)
5. Substitution
6. Question/Answer
7. Chain

Writing Words or Sentences

Solo Practice

Group Practice





Lesson Plan

(Approximately 1 ½ hours)

I. Lesson preparation

- A. Prayer for your students
- B. Name of book or resources: Ventures 2
- C. Lesson title and /or number: Unit 4 Lesson A page 44-45
- D. Lesson objective: The student will be able to identify health problems when presented with a picture with 90% accuracy. Student "I Can" Statement: I can identify health problems.
- E. Visual or teaching aids needed: Picture flashcards, Ventures worksheets

II. Classroom instruction

Warm UP and Scripture:

Look at picture on P. 44 of student book. Students tell what they see.

Luke 5:31-32 – Pray with students

Oral presentation of new material (30 min-beginner, 20 min-intermediate/advanced)

1. Eight to twelve new words or phrases (TPR and repetition drill). (I have 16 words so it may take two lessons to complete. These should be a review from Ventures Book 1)

Red eyes	stomachache	toothache	headache
Chest pains	I'm very tired	injured hand	broken leg
Sprained ankle	stiff neck	bottle of medicine	asthma
Bad cut	swollen knee	rash	allergies

2. New words in sentences: Question/Answer (Repetition and /or substitution drill)

Use sentences from the book that uses the new words (beginners) or have students make original sentences using the new words (intermediate-advanced).

I have a _____.

He/she has a _____.

Question: What's wrong?

3. Pronunciation practice (5-10 min)

Minimal pairs with s/sh words.

4. Communication Practice using new material (15 min-beginner, 20-30 min-intermediate/advanced). Students generate their own conversation relating to new material.

- Bingo with Picture flashcards. Each person put their 16 cards face up. The teacher says a word then What's wrong and the students say the sentence. Then they turn that card over to reveal the written sentence. When a person has 4 in a row they say, "Bingo". Then that person must say all 4 of those card's sentence.
 - Example: Teacher: sprained ankle – What's wrong? Students: She has a sprained ankle.
- Line Dialogues (Facing Lines) – Choose a card, stand in facing lines, each person asked "What's wrong?" and then partner answers based on the card they chose then reverse roles. After everyone has had their dialogues then the person on the end moves to the other end of the line and new partners have dialogue. Continue until everyone has had a different partner.
- Pass the picture- Draw a card from picture flashcards that have a person on it. In a group of 3 have students pass the picture and answer the following questions:
 - What's the person's name
 - Where is he/she from?
 - What is his/her job?

- Is he/she single, married, or divorce?
- Tell one thing the person likes to do.
- What is wrong with the person?

Each person must tell the others about the person on the card using all the information from the questions. Do this with three people cards. When finished each person takes one card. Then they count off 1-2-3. All 1s in the room get together to form a new group (2s and 3s also). Now in the new group, each person tells their new group about the person in their picture.

5. Homework check/review (5-10 min)
Ventures Multilevel worksheet Unit 4 Lesson A
Give to students based on their level (3 levels of worksheets)
6. Reading(5-10 min; 15-20 min. with illiterate students, combined with writing)
 - Collaborative Worksheets – Lesson A for Unit 4
 - Cut out the story strips. Give to pairs. Have them put the story together. Each person in the pair takes turns reading a sentence back and forth in the story.
 - Have the questions cut apart to put in a pile. Each person draws a question and asked their partner. The other person answers the question from information in the story.
7. Writing(5 min)
 - Write words or sentences on the back of flashcards.
8. Assignment
 - Ventures Multilevel worksheet Unit 4 Lesson A
Give to students based on their level (3 levels of worksheets)
 - Practice at home with flashcards

Lesson **A** *Listening*

Unscramble

A Work with a partner. Cut out the strips. Mix them up. Put the story in the correct order.

B Then answer the questions.

1. What's wrong with Caesar? _____
2. What did Caesar's mother do? _____
3. What did Caesar's doctor do? _____
4. How does Caesar feel now? _____

✂
1) Yesterday morning, Cesar didn't feel well.
He woke up with a sore throat.
He also had a headache and a cough.
He had a bad earache, too.
His mother took him to the doctor.
The doctor looked at Cesar's throat.
He also checked his ears.
The doctor said Cesar needed medicine for his earache.
Cesar's mom got the medicine from the pharmacy.
Today Cesar feels a little better.

Lesson **A** *Listening*

Name: _____



A Match the pictures with the words.



1. X-ray

2. medicine

3. headache

4. crutches

B Read the note. Circle the correct sentences.

*Hi Osman,
I had an accident at work, and I hurt my leg. The doctor took an X-ray. My leg is not broken, but I have to stay at the hospital this afternoon. I need you to pick up my son, Rashid, from school when you pick up your son. My wife, Noor, will pick me up from the hospital later. Thank you so much for your help!
Ali*

1. Ali hurt his leg. Osman hurt his leg.
2. Rashid needed an X-ray. Ali needed an X-ray.
3. Osman's son is Rashid. Ali's son is Rashid.
4. Ali has to stay at the hospital. Ali has to stay at home.
5. Osman will pick up Ali from the hospital. Noor will pick up Ali from the hospital.

C Write places where accidents happen.

1. in the kitchen
2. _____
3. _____
4. _____

Lesson A *Listening*



A Look at the pictures. Complete the sentences.

crutches headache medicine X-ray



1. He is taking medicine .
 2. He is holding an _____ .
 3. She is on _____ .
 4. She has a _____ .

B Read the note. Complete the sentences.

Hi Osman,
I had an accident at work, and I hurt my leg. The doctor took an X-ray. My leg is not broken, but I have to stay at the hospital this afternoon. I need you to pick up my son, Rashid, from school when you pick up your son. My wife, Noor, will pick me up from the hospital later. Thank you so much for your help!
Ali

1. Ali hurt his leg.
 2. _____ needed an X-ray.
 3. Ali's son is _____ .
 4. Ali has to stay at the _____ .
 5. _____ will pick up Ali from the hospital.

C Write three places where accidents happen and three dangerous jobs.

Accidents happen	Dangerous jobs
1. <i>in the kitchen</i>	1.
2.	2.
3.	3.

Lesson A Listening



A Look at the pictures. Complete the sentences.



1. He is taking _____
medicine .
2. He is holding an _____ .
3. She is on _____ .
4. She has a _____ .

B Read the note. Answer the questions. Write complete sentences.

Hi Osman,
 I had an accident at work, and I hurt my leg. The doctor took an X-ray. My leg is not broken, but I have to stay at the hospital this afternoon. I need you to pick up my son, Rashid, from school when you pick up your son. My wife, Noor, will pick me up from the hospital later. Thank you so much for your help!
 Ali

1. What happened to Ali? Ali hurt his leg.
2. Who needed an X-ray? _____
3. What is Ali's son's name? _____
4. Where does Ali have to stay? _____
5. Who will pick up Ali from the hospital? _____

C Write four places where accidents happen and four dangerous jobs.

Accidents happen	Dangerous jobs
1. <i>in the kitchen</i>	1.
2.	2.
3.	3.
4.	4.